

P4 Matters

Consolidated Mass Briefing Slides
&
SBB

Key focuses



Key Programmes

Subject Based
Banding

KEY PROGRAMMES FOR P4

- ❖ FTPPS signature programme is ***Tinkerlution***
 - To promote joyful learning
 - To nurture inventive and adaptive thinking as well as collaboration skills

KEY PROGRAMMES FOR P4

Applied Learning Programme (ALP) **Literacy Through Photojournalism**

- Develop language skills, visual and global literacies
- Build adaptability & creative expression through photography
- 3-Tier Training

Learning for Life Programme (LLP)

“Sports Education Programmes” (SEP)

“Character Building Through Sports & Outdoor Experiential Learning”

❖ Aims to advocate the importance of physical activity, encourage sports participation and increase sporting opportunities.


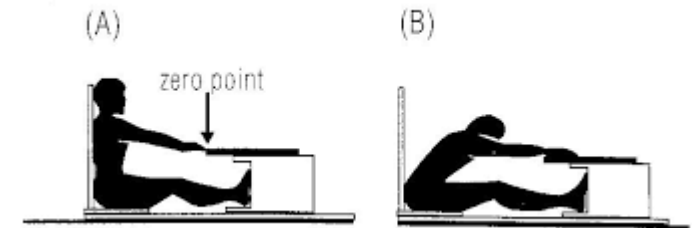

❖ P4: Inline skating

❖ P5: Dragonboat

❖ P6: Rockclimbing

NAPFA@P4

5 stations and 1.6km run



Learning Journeys/ Workshop

Students learn:

- to connect classroom learning to real-life contexts
- grow in observation and reflection skills
- appreciate Singapore's heritage and community

Values-In- Action (VIA)

- ❖ Through **VIA**, which includes cleaning our school compounds, students learn:
 - responsibility and ownership
 - respect for shared spaces
 - teamwork and contribution
- ❖ It is life skill – it is about character building

P4 Level Programmes

Form Teacher Guidance Period (FTGP)	CCE lessons in MT
Learning Journey/Workshops – Science (Heat & Temperature) Social Studies (Kreta Ayer Heritage Gallery) Museum Based Lesson to National Arts Gallery	VIA – Contributing to my Community – Happy Sparkling Toilets Sparkling Classroom / Sparkling Canteen programme (daily) Recycling drives (termly)
ICT	P4 Sports Education Programme
Songwriting with Garage Band AMIS Lesson	Literacy Through Photojournalism



SUBJECT-BASED BANDING (PRIMARY)

OFFERING DIFFERENT SUBJECT COMBINATIONS



SUBJECT BASED BANDING

- ❖ Allows students to learn at a level that best suits their strengths/readiness in each subject
- ❖ Recommendations of Standard/Foundation subject combination are carefully considered by teachers using multiple data points

HOW DOES SUBJECT-BASED BANDING WORK?

At P4 **Student sits for school-based examinations**

Based on student's results, school recommends a subject combination.
Parents fill up option form indicating their preferred combination.

At P5

Students takes a subject combination chosen by parents

End of P5

**Student who takes 1 or more
foundation subject(s)
and does very well**

**School may allow student to
upgrade 1 or 2 subjects to
standard level, or continue the
same subject combination at
P6**

**student who takes 4 standard
subjects & has difficulty
coping**

**School may allow student to
take 1 or more subjects at
foundation level at P6**

All other students

**School will allow them to
continue the same subject
combination
at P6**

Primary School Leaving Examination (PSLE)

End of P6

DIFFERENT SUBJECT COMBINATIONS

- 4 standard subjects
- 4 standard subjects + 1 higher mother tongue
- 3 standard subjects + 1 foundation subject
- 2 standard subjects + 2 foundation subjects
- 1 standard subject + 3 foundation subjects
- 4 foundation subjects



PART 1 – SCHOOL RECOMMENDATION (EXAMPLE)

SCHOOL'S RECOMMENDATION ON STUDENT'S SUBJECT COMBINATION AT PRIMARY 5, 2026

Name of student: Johnny Oh, P4 EX

1. Your child/ward has completed four years of primary education. Based on your child's/ward's academic records and our assessment of his/her performance, we recommend that your child/ward takes the following subject combination in Primary 5 next year.

Options	Subject Combination		School's Recommendation
1	4S1HMT	Standard Level: English Language, Mathematics, Science, Mother Tongue Language Higher Level: Higher Mother Tongue	
2	4S	Standard Level: English Language, Mathematics, Science, Mother Tongue Language	
3	3S1FMT	Standard Level: English Language, Mathematics, Science Foundation Level: Foundation Mother Tongue	X
4	4F	Foundation Level: English Language, Mathematics, Mother Tongue Language and Science	

PART 2 – SCHOOL RECOMMENDATION (EXAMPLE)

PART 2

PARENT'S CONFIRMATION ON STUDENT'S SUBJECT COMBINATION AT PRIMARY 5, 2026

Name of student: Johnny Oh, P4 EX

Options	Subject Combination		School's Recommendation	Parent's Option
1	4S1HMT	Standard Level: English Language, Mathematics, Science, Mother Tongue Language Higher Level: Higher Mother Tongue		
2	4S	Standard Level: English Language, Mathematics, Science, Mother Tongue Language		
3	3S1FMT	Standard Level: English Language, Mathematics, Science Foundation Level: Foundation Mother Tongue	X	X
4	4F	Foundation Level: English Language, Mathematics, Mother Tongue Language and Science		

1. I have taken note of the school's recommendation in Part 1. I **agree** / ~~disagree~~* with the recommendation on my child's/ward's subject combination at Primary 5. My option is indicated as above.
2. I understand that this option is only given once at the end of Primary 4. Any subsequent change of subject combination will be based solely on my child's/ward's performance at the end of Primary 5.

PART 2 – SCHOOL RECOMMENDATION (EXAMPLE)

PART 2

PARENT'S CONFIRMATION ON STUDENT'S SUBJECT COMBINATION AT PRIMARY 5,

2026

Name of student: Johnny Oh, P4 EX

Options	Subject Combination		School's Recommendation	Parent's Option
1	4S1HMT	Standard Level: English Language, Mathematics, Science, Mother Tongue Language Higher Level: Higher Mother Tongue		
2	4S	Standard Level: English Language, Mathematics, Science, Mother Tongue Language		X
3	3S1FMT	Standard Level: English Language, Mathematics, Science Foundation Level: Foundation Mother Tongue	X	
4	4F	Foundation Level: English Language, Mathematics, Mother Tongue Language and Science		

1. I have taken note of the school's recommendation in Part 1. I ~~agree~~ / **disagree*** with the recommendation on my child's/ward's subject combination at Primary 5. My option is indicated as above.
2. I understand that this option is only given once at the end of Primary 4. Any subsequent change of subject combination will be based solely on my child's/ward's performance at the end of Primary 5.

USE OF HCL FOR ADMISSION INTO SAP SCHOOLS







- **Students with better PSLE scores will be posted first, even if they did not take HCL.**
- **Amongst students with the same PSLE score, those with better HCL grades will be posted first.**
- **This posting advantage applies before the tie-breakers for S1 posting.**

EXAMPLE:

Using HCL for Admission into SAP Schools

Students who obtained a Distinction/Merit/Pass for HCL at the PSLE and an overall PSLE Score of 14 or better will receive a posting advantage when applying to SAP schools.

Students will be considered for admission to SAP schools in the following order:

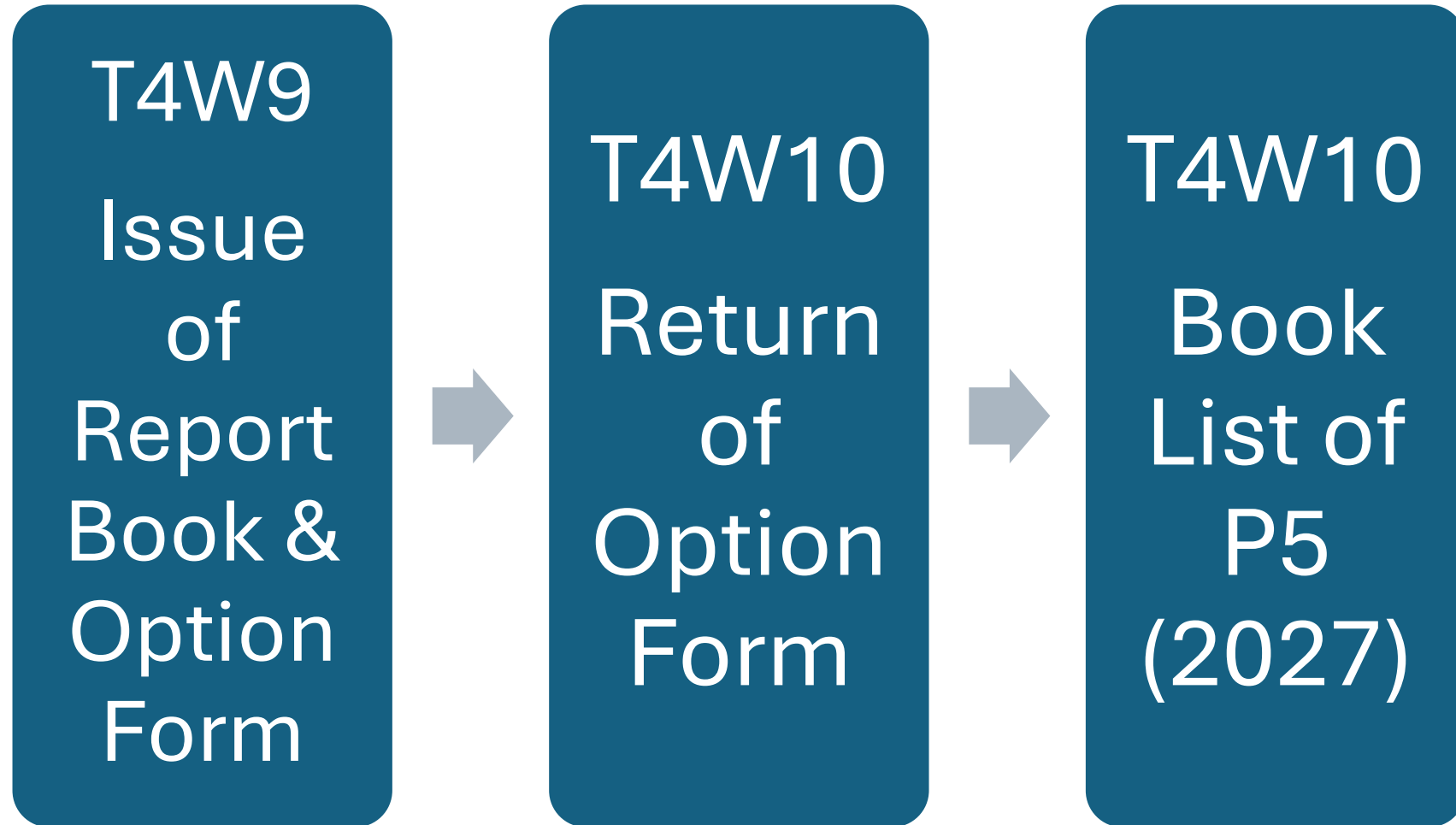
1st		7	NO HCL
2nd		8	DISTINCTION
3rd		8	MERIT
4th		8	PASS
5th		8	NO HCL
6th		9	DISTINCTION

Students with better PSLE Scores will be posted first, even if they did not take HCL.

Amongst students with the same PSLE Score, those with better HCL grades will be posted first.



IMPORTANT TIMELINES



****Please DO NOT make travel plans before you submit your option form.**




**Getting Ready for
School**

Home-School Partnership

Guiding Principles

- Parents may contact teachers on weekdays from 8am to 5pm
- Through handbook / email:
 - Teachers may only be able to respond on the next working day if they are not contactable or unable to access their email promptly during the day or when queries/requests are made beyond school operating hours
- In-person appointments:
 - Make arrangements in advance as teachers may not be available without prior notice
- Contact the General Office for assistance if queries and/or requests made during school hours are urgent
- If there are any concerns or if your child is distressed, please communicate and update the form teachers
- Let's work in partnership together to support you and your child

Supporting Your Child



Parents can:

- create a conducive home environment for studying and completion of homework
- supervise and provide support for your child's learning
- reinforce good study habits and attitudes
- be mindful of the stress arising from out-of-school activities, and help your child prioritise his/her time with reference to school homework
- work in partnership with teachers to support your child's learning and development
- spend quality time with your child e.g. bring them to the park, library, etc
- read to them and play with them

Roles and Responsibilities

Students must learn to:

- be punctual and attend school regularly
- be responsible for his/her own learning (by organising time and tasks / having a personal timetable)
- put in his/her best efforts when completing daily work / homework
- manage time well to ensure that homework is completed and submitted on time
- complete their homework and seek help from their teacher if they face any difficulties

Purpose of Homework

- Reinforce learning and deepen their conceptual understanding
- Allow the student to be more skilful in applying what they have learnt
- Helps develop good study skills and habits
- Allows the student to take greater ownership of and responsibility for independent learning

School holidays are meant for students to take a break from formal learning. They are encouraged to read, rest and have family time. Hence, [a moderate amount of homework may be given during school holidays](#) to allow students to keep in touch with their learning.



Routines & Expectations

- Ensure your child sleeps early
- Pack his/her bag according to the timetable so that his/her bag is not heavy
- Pack healthy snacks (no sweet drinks, fried food, chocolate or sweets)
- FTGP lessons every Monday catering to the well-being of students
- Practise good hygiene

Snack Break

Snack Break: 8.30am

- Snack break in class (5-10 minutes).
- Pack healthy snacks for your child or they can buy some snacks from the school canteen during recess.

Examples	
✓ 😊	✗ ☹️
	



In Your Child's Schoolbag

- Pencil case (Pen, pencil, green pen, a plastic ruler and an eraser)
- Student Handbook
- English storybook
- Pack textbooks according to the timetable
- Tissue paper (dry and wet)
- Snacks for recess and snack break
- A file to keep worksheets and forms
- A water bottle (plastic)


Parents' Assistance

- Ensure your child attends school regularly
- Call the office if your child is absent and furnish teachers with the medical certificate or letter of excuse
- You may also use the Parents Gateway platform to submit the medical certificate (under the Student Absence option in the Services Tab)
- See a doctor if your child is sick
- Absences more than 2 days must be covered by a medical certificate
- Do not take leave of absence during term time
- Absences with valid reasons are those can be supported with valid documents for e.g. compassionate leave (death certificate)
- Update contact numbers on Parents Gateway in case of emergencies

Empower your child

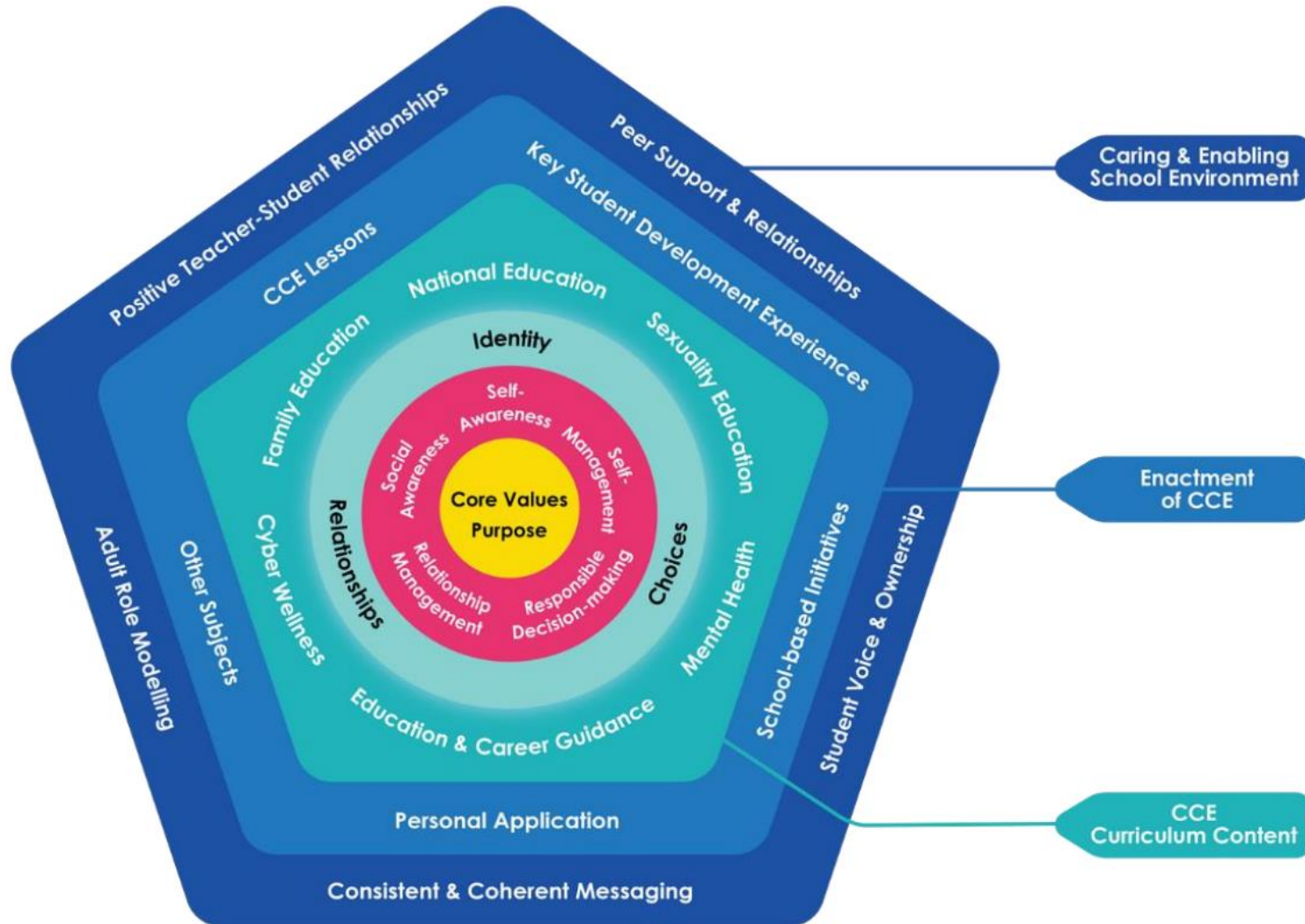
Get your child to:

- Pack his/her own bag
- Be independent
- Try first before you offer help – productive struggle is an important part of learning
- Check their handbook for homework every day
- Remember to bring all their belongings, e.g. water bottle, wallets etc



CHARACTER AND CITIZENSHIP EDUCATION

CCE 2021



CCE 2021 aims to develop in our students:

a) Good character

b) Resilience and social-emotional well-being

c) Future readiness

d) Active citizenship

Our School Core Values



RESPECT

I care for the dignity of others in what I say or do.

RESPONSIBILITY



I can be depended on to carry out my duties well.



PERSEVERANCE

I overcome all obstacles to achieve my goals.



LOVE

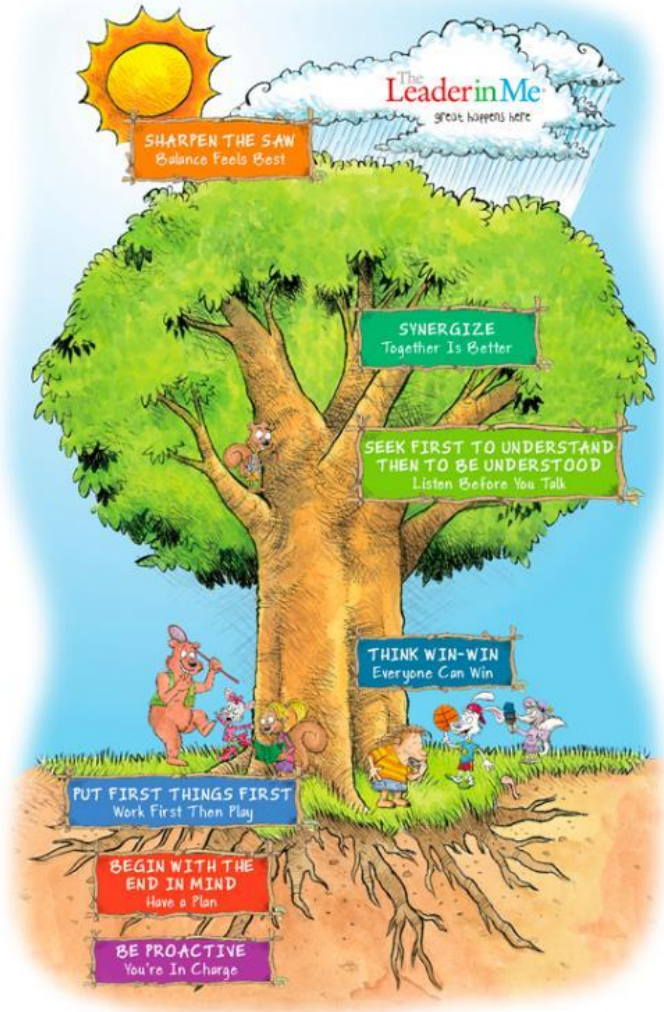
I show compassion, care and concern for others.



INTEGRITY

I uphold what is good, just and true.

THE LEADER IN ME PROGRAMME



Habit 1: Be Proactive *(you're in charge)*

Habit 2: Begin With The End In Mind *(have a plan)*

Habit 3: Put First Things First *(work first, then play)*

Habit 4: Think Win-Win *(everyone can win)*

Habit 5: Seek First To Understand, Then Be Understood *(listen before you talk)*

Habit 6: Synergize *(together is better)*

Habit 7: Sharpen The Saw *(balance feels best)*

SOCIAL SKILLS

- Social skills are the ways in which we interact with others.
- A person who has good social skills knows how to behave in different social situations.
- Being aware and having good social skills benefit both self and others.

Key Social Skills



**USING AN
APPROPRIATE
VOICE LEVEL**

© 2018 Guidance Branch, Student Development Curriculum Division,
Ministry of Education, Singapore

All rights reserved. No portion of this resource may be reproduced or published
by any means, whether electronic, mechanical, photocopying, or otherwise
without prior approval of the Ministry of Education, Singapore.



LISTENING

© 2018 Guidance Branch, Student Development Curriculum Division,
Ministry of Education, Singapore

All rights reserved. No portion of this resource may be reproduced or published
by any means, whether electronic, mechanical, photocopying, or otherwise
without prior approval of the Ministry of Education, Singapore.



**BEING PREPARED
FOR CLASS**

© 2018 Guidance Branch, Student Development Curriculum Division,
Ministry of Education, Singapore

All rights reserved. No portion of this resource may be reproduced or published
by any means, whether electronic, mechanical, photocopying, or otherwise
without prior approval of the Ministry of Education, Singapore.



**ASKING FOR
HELP**

© 2018 Guidance Branch, Student Development Curriculum Division,
Ministry of Education, Singapore

All rights reserved. No portion of this resource may be reproduced or published
by any means, whether electronic, mechanical, photocopying, or otherwise
without prior approval of the Ministry of Education, Singapore.



**OFFERING
HELP**

© 2018 Guidance Branch, Student Development Curriculum Division,
Ministry of Education, Singapore

All rights reserved. No portion of this resource may be reproduced or published
by any means, whether electronic, mechanical, photocopying, or otherwise
without prior approval of the Ministry of Education, Singapore.

Growth Mindset



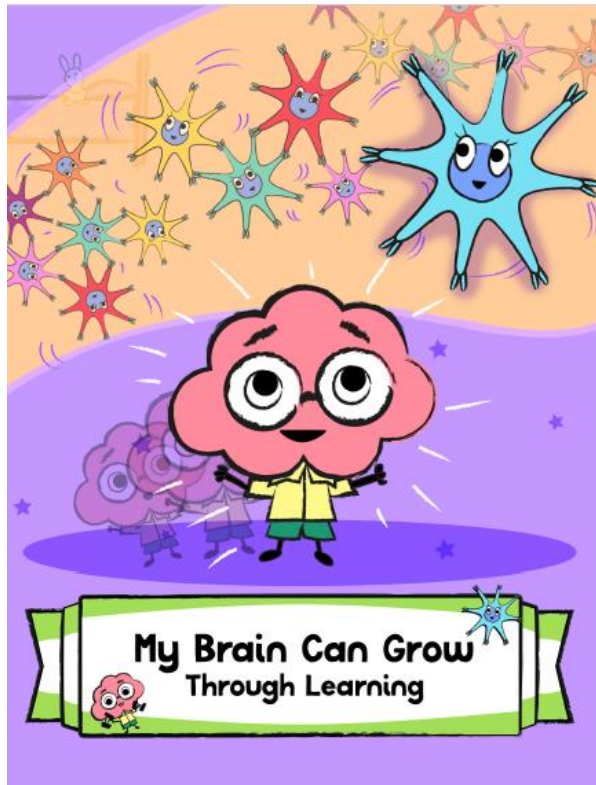


All of Us Have Billions of Neurons!

- Neurons are brain cells that help us learn.
- Every time we try something new, our neurons make stronger connections!




Growth Mindset



1. My Brain Can Grow Through Learning

- Step by step, we can all learn new things.
- Even babies start small but grow with practice.






2. Don't Give Up! Try Again!

- Challenges make us stronger.
Keep going!
- Even champions face setbacks,
but they keep trying




★ **School core value: Perseverance**



3. Knowing Me Builds Me Up



- Listen to advice and feedback
- Use what you learn to be better



4. Connect and Grow Together



★ **Habit 5: Seek first to Understand, then to be Understood (Listen before you Talk)**
Habit 6: Synergize (Together is Better)



We want our students
to:

Be The Impact
*- Home, School,
Community and
beyond*

